

Roll a Composition

Step 1: Roll the die one time to determine the meter and tempo for your composition.













Step 2: Roll the die once more to determine the key for your composition.

Step 3: Roll the die to determine the first note value, rhythm, or rest.

Step 4: Roll the die to determine the scale degree to assign the note value or rhythm rolled in Step 3, and notate the combined result in the Compose app.

(Note: If the quarter rest was rolled in Step 3, add the quarter rest to your composition. Stay on Step 3 until a note value or rhythm is rolled before moving on to Step 4.)

To continue rolling your composition, alternate between Steps 3 and 4 to determine each next note value, rhythm, and pitch to add to your composition.

	Meter/Tempo	Key	Note Value (Rhythm)	Scale Degree
	$\frac{3}{4}$ (Allegro)	C major		1
	$\frac{4}{4}$ (Adagio)	A minor		2
	$\frac{2}{4}$ (Allegro)	Bb major		3
	$\frac{4}{4}$ (Allegro)	D major		4
	$\frac{3}{4}$ (Adiagio)	B minor		5
	$\frac{2}{4}$ (Adiagio)	G minor		6 or 7 —make a creative decision!

Roll a Composition

Bonus!

Use the blank table below to add your own criteria for rolling your composition! Add styles, dynamic markings, lyric ideas, chord qualities, and more!

